
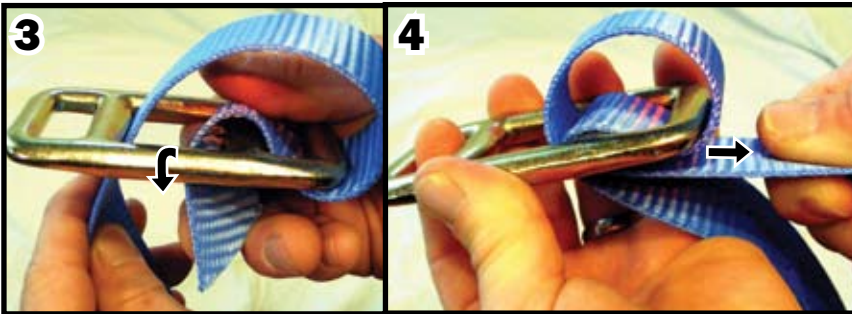


TY2[®] STRAP


Instructions for the HPB (1-3) Buckle using the R51 manual tensioner According to ASTM and AAR Standards



Thread one end of the TY2 Strap through the middle of the buckle. Make a loop around one end and insert strap under the looped end.



Lead the end back through the middle of buckle. Pull away from buckle.



Repeat steps 1-4 with the opposite end. Pull Tight. Allow a minimum of 10"-14" overlap for tensioner use.



 SOUTHERN STRAPPING
SYSTEMS, Inc.

For more information, samples, or
on-site demonstrations 888-290-0967
www.sstrap.com Made in USA

